

# ANNUAL REPORT

It is because of you and your faithful contributions that we are able to meet the needs of the hungry, homeless, and hurting in our community offering them hope for today, hope for tomorrow, and hope for eternity. Your gifts matter. Thank you for your compassion and generosity.

# FINANCIALS

## 2016 - 2017 FISCAL YEAR


# 72%

### PROGRAM SERVICES

# 28%

### SUPPORTING SERVICES

2017\* Total Expenses




### CONTRIBUTIONS

	2016	2017
Individuals, Businesses, and Others	\$10,968,070	\$11,867,700
Gifts-In-Kind	\$3,174,031	\$2,729,404
Other	\$183,177	\$83,569
<b>Total Public Support Contributions</b>	<b>\$14,325,278</b>	<b>\$14,680,673</b>

### EXPENSES


<b>Program Services</b>		
Food and Clothing Distribution	\$2,998,787	\$2,903,910
Guest Services	\$4,153,837	\$4,370,489
Recovery Services	\$2,421,775	\$2,531,350
Public Awareness	\$383,778	\$296,026
<b>Total Program Services</b>	<b>\$9,958,177</b>	<b>\$10,101,775</b>
<b>Supporting Services</b>		
General and Administrative	\$1,256,496	\$1,202,537
Fundraising	\$2,698,951	\$2,767,357
<b>Total Supporting Services</b>	<b>\$3,955,447</b>	<b>\$3,969,894</b>
<b>TOTAL EXPENSES</b>		
Change in Net Assets	\$411,654	\$609,004

THANK YOU!  
YOU HELPED MAKE  
A DIFFERENCE.



MEALS SERVED

591,335



NIGHTS OF SAFE LODGING

270,957



LIFE RECOVERY PROGRAM  
GRADUATES

113

HIGH SCHOOL  
EQUIVALENCY GRADUATES

9



VOLUNTEER HOURS

57,059



UNDUPLICATED INDIVIDUALS

7,842

STATS ARE FROM 2017 CALENDAR YEAR

STATS

639 Lafayette Street, Nashville, TN 37203  
615-255-2475 | [nashvillerescuemission.org](http://nashvillerescuemission.org)